

# T500 Series Universal Tester

## Model T1000



### Features :

- Can test relays and CT
- Can be used as multimeter
- Easy to control
- Can also be controlled via external PC (optional)
- Advanced high power constant current source with pulse width modulation technology

### Specifications

#### High power AC current output (I1)

Range	2A~50A	50A~1000A
Accuracy	±0.5%	
Output voltage	20V	7V
Max Power	7000VA	
Load time	1000A	2min

#### Ammeter

Range	0~6A AC direct measurement
	0~2000A AC with external CT
Accuracy	±1%

#### Voltmeter

Range	0~600V AC/DC
Accuracy	±1%

#### Binary inputs

Number	2 ( auto detection)
Input characteristics	±30~±250V DC, or potential free
Time resolution	±1ms(0.001~1s) ±0.1%(1~9999.999s)
Max. measuring time	9999.999s

#### Binary output

Number	1
Type	Potential free relay contacts
Break capacity AC	Vmax 250V AC / Imax 8A / Pmax 2000VA
Break capacity DC	Vmax 250V DC / Imax 8A / Pmax 150W

#### Power supply

Nominal input voltage	220Vac
Permissible input voltage	-20% ~+15%
Nominal frequency	50~60Hz
Permissible frequency	45~65Hz

#### Others

Operation temperature	-5 ~+50°C
Operation humidity	5~95%, non-condensing
Weight	30kg
Dimensions (W x H x D)	260 ×330×500 mm
PC connection	USB
Ground Socket (earth)	4 mm banana socket; front side

#### High power AC voltage output (U1)

Range	10~250V
Accuracy	±0.5%
Power	250VA(125V)
Load time	continuous

#### High power DC voltage output (Udc)

Range	10~300V
Accuracy	±0.5%
Power	600W
Load time	Output : <1A >1A
	Time : continuous Max 60min

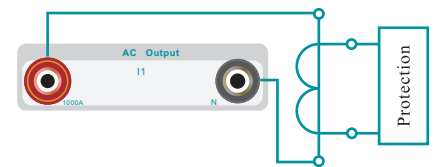
#### Auxiliary DC voltage output (Aux Udc)

Range	20~240V
Accuracy	±1%
Power	55W at 110V/110W at 220V
Load time	continuous at 0.5A

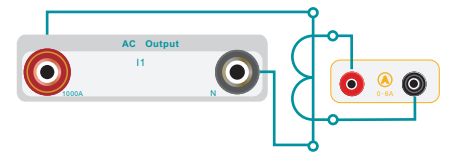
#### Certificates

EMC (Emission)	IEC-61000-3-2/3
EMC (Immunity)	IEC 61000-4-2/3/4/5/6/11
Safety	IEC 61010-1

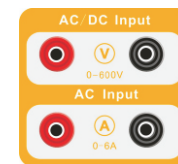
#### Feed into the ct's primary side



#### CT ratio

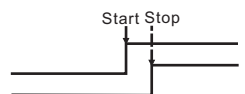
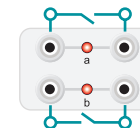
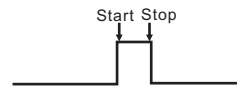
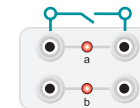


#### Ammeter and voltmeter



Internal measurement  
External measurement

#### Single/ Dual timer



## Offline Test

### Menu

<b>T1000 Universal Tester V1.0</b>	
Any test	Auxiliary DC
Relay test	Report view
CT test	System Setting
Timer	PC control

### Manual & Meter

<b>Manual &amp; Meter F1 ↑</b>	
<b>AC-I1 1000A ▼</b>	<b>I1 50.00A</b>
<p>Ⓟ 005.00V</p> <p>Ⓜ 001.00A</p> <p>05.000Ω</p>	

### Motor overload test

<b>Motor 1000A F1 ↑</b>	
<b>Offset</b>	<b>Time</b>
I1 <b>000.00A</b>	
<b>Test&gt; Press Enter</b>	
I1 <b>050.00A</b>	

## Soft ware

### Manual Test

T1000-Manual Test Unit

High Power Output

Output Selection I1 0-1000A

I1 10.000A

Aux Udc 0.000V

Acquisition V/C

Voltage[V] 0.000V

Current[A] 0.000A

I1 0-1000A

Step Size 0.100A

Test Information

Increase[I] Decrease[D] Run[R] Stop[S] Exit[E]

### Auto Test

T1000-Auto Test Unit

Output Selection AC-I1-1000A

Test Type Option

Pulse

Ramp

Information

Initial Value 10.000A

Final Value 20.000A

Step Size 0.100A

Step Time 1.00s

Run[R] Stop[S] Save Report[R] Exit[E]

